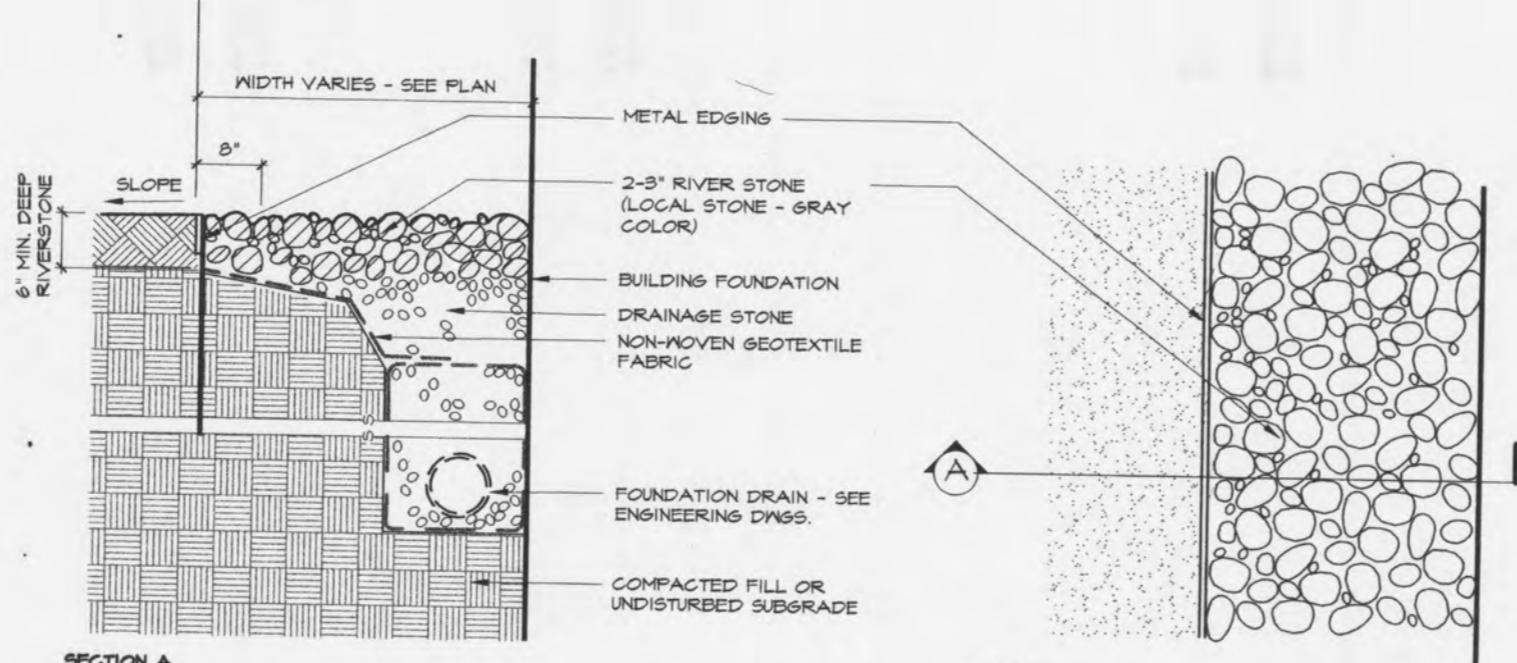
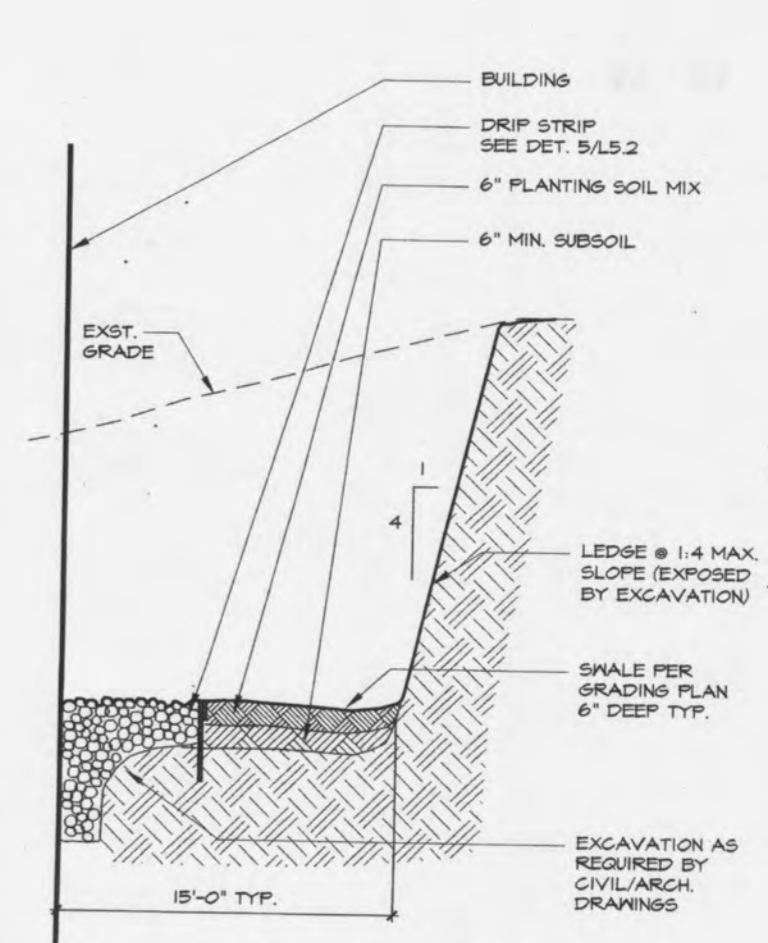


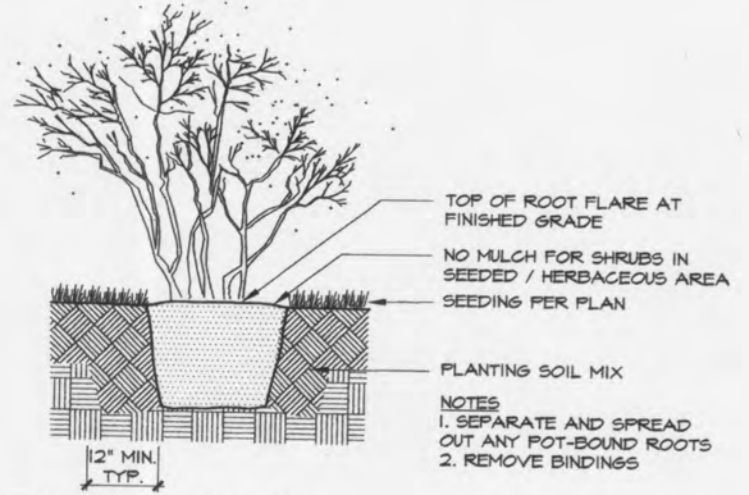
1 TREE PLANTING
L5.2 NOT TO SCALE
2144/DETAILS/2284TREE.DWG



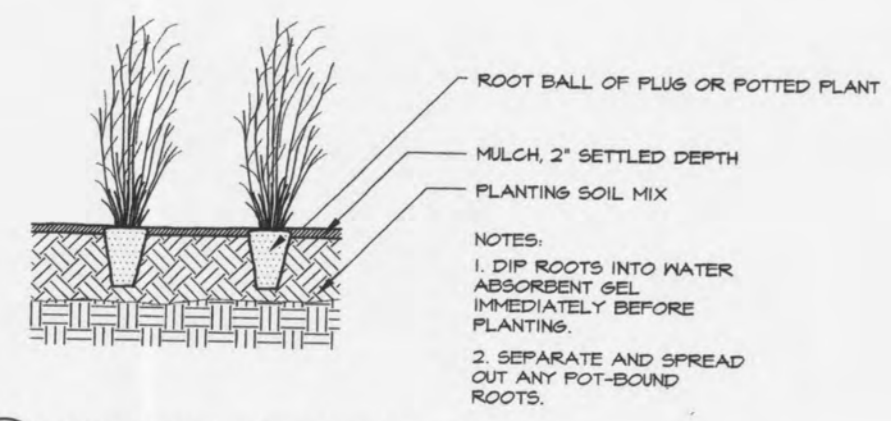
5 DRIP STRIP AT BUILDING
L5.2 1" = 1'-0"
2284/DWG/DET/STORMWATER/GUTTER.DWG



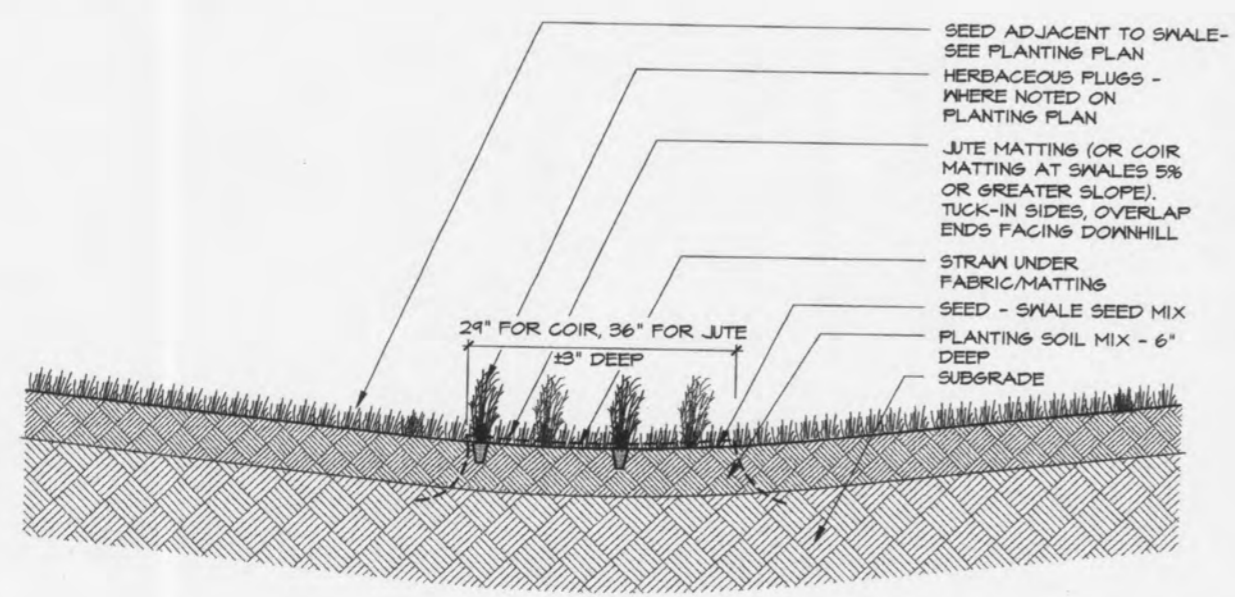
7 TYPICAL SECTION BEHIND RESIDENCE HALLS
L5.2 NOT TO SCALE
2284/DRAWINGS/DETAILS/SECTIONS/LEDGE.DWG



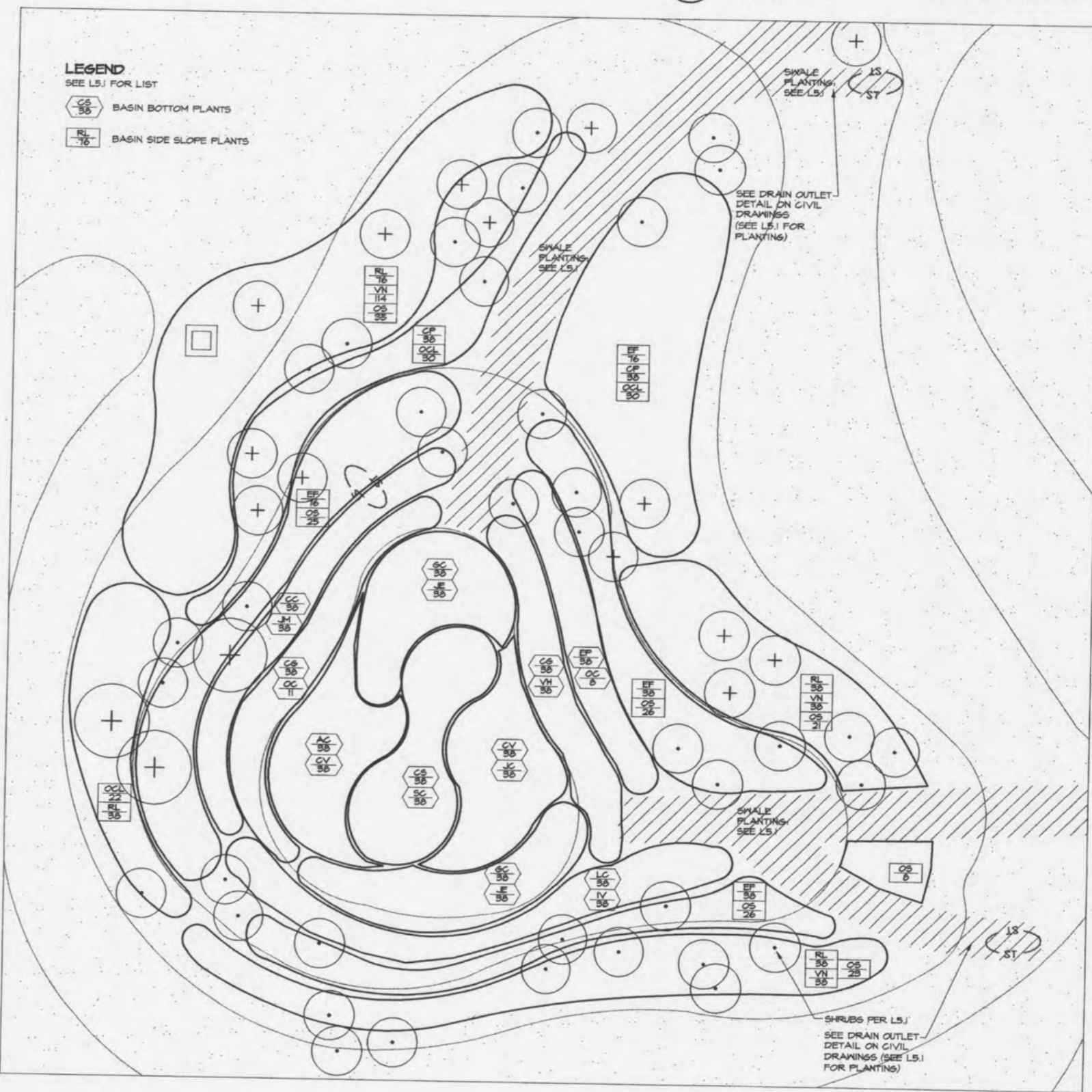
2 SHRUB PLANTING
L5.2 NOT TO SCALE
2284/DETAILS/2284SHRUB.DWG



3 HERBACEOUS PLANTING - TYP.
L5.2 NOT TO SCALE
2284/DETAILS/2284PLUS.DWG



4 VEGETATED SWALE
L5.2 ± 1" = 1'-0"
2284/DET/SWALE.DWG



6 BASIN PLANTING PLAN
L5.2 1/4" = 1'-0"

ARCHITECT
KIERAN TIMBERLAKE ASSOCIATES LLP
20 NORTH THIRD STREET
PHILADELPHIA, PA 19106
PHONE: 215-922-6600
FAX: 215-922-6690
kta@kierantimberlake.com

STRUCTURAL ENGINEER
CVM ENGINEERS
85 OLD EAGLE SCHOOL ROAD
WARNE, PA 19088
PHONE: 215-989-3800
FAX: 215-989-3677

M/E/P ENGINEER
LUNDQUIST, KILLEEN, POTVIN & BENDER, INC.
1955 WEST COUNTY ROAD 82, SUITE 300
ST. PAUL, MN 55113-2722
PHONE: 651-633-1223
FAX: 651-633-1335

CIVIL ENGINEER
HELPS ENGINEERING, INC.
FROG HOLLOW MILL
3 MILL STREET
MIDDLEBURY, VT 05753
PHONE: 802-388-7829
FAX: 802-388-9642

ECOLOGICAL PLANNING & DESIGN
ANDROPOGON ASSOCIATES, LTD
10 SHAW LANE
PHILADELPHIA, PA 19127
PHONE: 215-487-0700
FAX: 215-483-7530

ATWATER COMMONS RESIDENCE HALLS

MIDDLEBURY COLLEGE
MIDDLEBURY, VERMONT

KTA PROJECT NO. 627
AA PROJECT NO. 2289

PLANTING & SITE DETAILS

SCALE: As Noted
DRAWN BY: HZ/TA
CHECKED BY: JEN/AT
CAD FILE: 2289PL.DWG
DATE: 3 May 2002

REVISIONS	DATE	DESCRIPTION