



WorldAPP Platform v 8.5 Changelog

This document outlines the changes that are included in version 8.5 of the WorldAPP data collection platform that is scheduled for release on July 5, 2014.

Offline functionality

- Major architectural changes to the mobile offline application have been applied. Collected results will be stored in a secure database on the device.
- Data will be encrypted at rest in the mobile apps.
- Import Parameter is now the feature supported in the offline forms. This function can be used when the form is opened from a custom offline portal page.
- Redesigned interface: a detailed view is available for responses and tasks, with the ability to filter and sort responses and tasks.
- In addition to a complete data synchronization two more options are now available:
 - ✓ Upload results without synchronizing the form/survey structure.
 - ✓ Download forms/surveys without doing a complete synchronization.
- Users can set up automatic upload of results. The offline application will upload results to the server automatically when an internet connection is available.
- Users can cancel synchronizations that take a long time.

Note: The major architectural changes in the offline application required different data storage mechanisms than current offline apps use. As a result there will be two new applications published to the Apple App Store and Google Play Store. Those will be available several days after the platform release.

The current offline applications versions – WorldAPP Offline and WorldAPP Offline Classic – will remain functional. After the release, older offline application versions will be supported only for self-host customers who are running versions below 8.5.



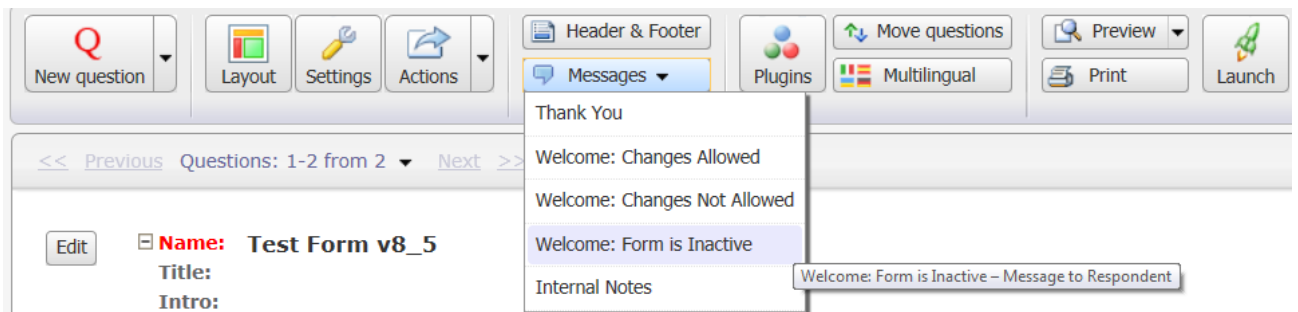
Online Forms and Surveys

- Improved Section 508 support for respondent users with visual disabilities.
- Must answer fields and questions will be highlighted with a red border when the response to them was not provided.

How would rate the service?

Excellent Very Good Good Fair Poor

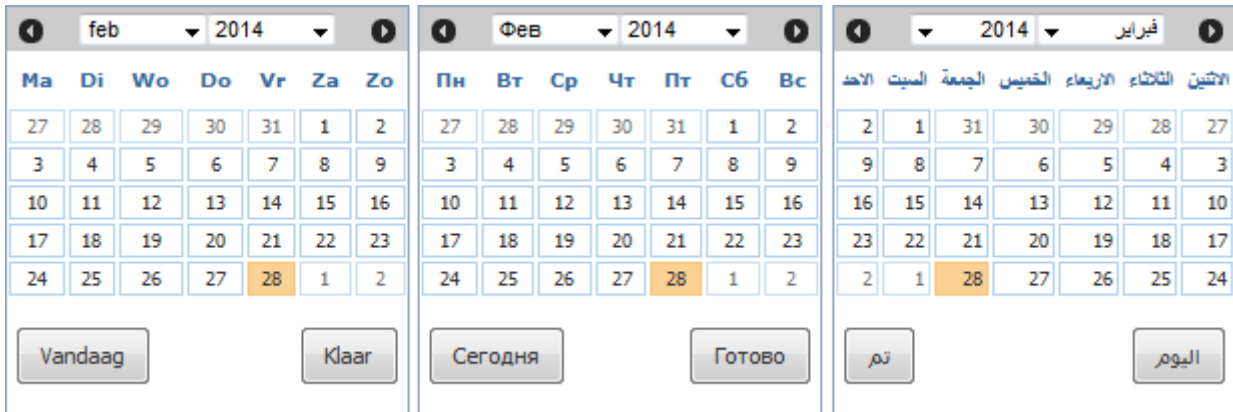
- A customizable “Closed” message can be displayed when the form or survey is not available to the respondent users.
- Also, the Welcome Back option is now split into separate items:
 - ✓ Edit Response for cases when participants may change their answers.
 - ✓ Changes Not Allowed for cases when participants may not change answers.
 - ✓ Form is Inactive for the cases when the survey or form is closed.



- Respondent Time Tracker plugin. This plugin can be used to track and save the time spent by participants on the form or survey. You can find it in the Visual and Interactive plugins section.
- Improved PDF export for completed forms and surveys. WorldAPP will use the EvoPDF engine to provide a PDF document identical to the online responses.
- Piping from Check all that apply and Listbox questions will output spaces after commas that separate selected answer options.
- Improved interface and behavior of the advanced logic constructor.
- Set Value and Calculate Value features can work together in the same fields.
- Values in Lookup Questions can be filtered using comparison with dates and numbers entered as previous responses in the form or survey.
- Show/Hide logic can work with questions on the same page.
- Question and answer identifiers will support column expressions, like *questionidentifier.Cx*.



- Default Responses plugin. A user can pre-define answer options in a form/survey. You can find the plugin in the Misc plugins section.
- The date picker widget will be used automatically for all Single Line fields with the Date format applied to them. Just place a cursor into the field to see the calendar.
- The calendar plugin is available in 18 languages.



- Drag and Drop Ranking and Select All Checkbox plugins have also been translated, and can be used in form and surveys in different languages.
- The rich text editor is available on the Multilingual page.
- The control panel that appears in Preview mode has been redesigned:



- The Actions, Plugins, Messages, and Header & Footer buttons in the toolbar will be highlighted if the settings in the form are different from the default.
- Improved context hints when entering logical expressions, piping, and plugin settings.
- A new tag in email alerts - [RNoHidden] - allows including links to individual reports that do not contain hidden questions.



Distributing forms and surveys

- The subject of reminder messages will be copied along with other reminder settings when a form is copied.
- When using the “Email form/survey to people from Contact Manager” or “Publish on Participant Portal” launch methods, all contacts from the default Contact Manager are automatically pre-selected.
- Redesigned Publish on Participant Portal functionality:
 - ✓ More streamlined.
 - ✓ Publish to new contacts automatically.
 - ✓ Send a form invitation email to Portal users.

1 Select Contact Manager: **My Contacts** ▾

2

ALL contacts from the selected Contact Manager will be selected.

Automatically publish to new contacts

3

4 Allow only one response per form

Allow multiple responses per form

With existing responses allow to...

Edit Copy Delete

5 Survey should be visible on Portal between the following dates:

Same as survey start and end date

Different dates

6 Send email notification to contacts when the form is published

From: support@worldapp.com

Subject: Publish on Portal notification:

Body: NOTE: This is placeholder text. You must delete this text and

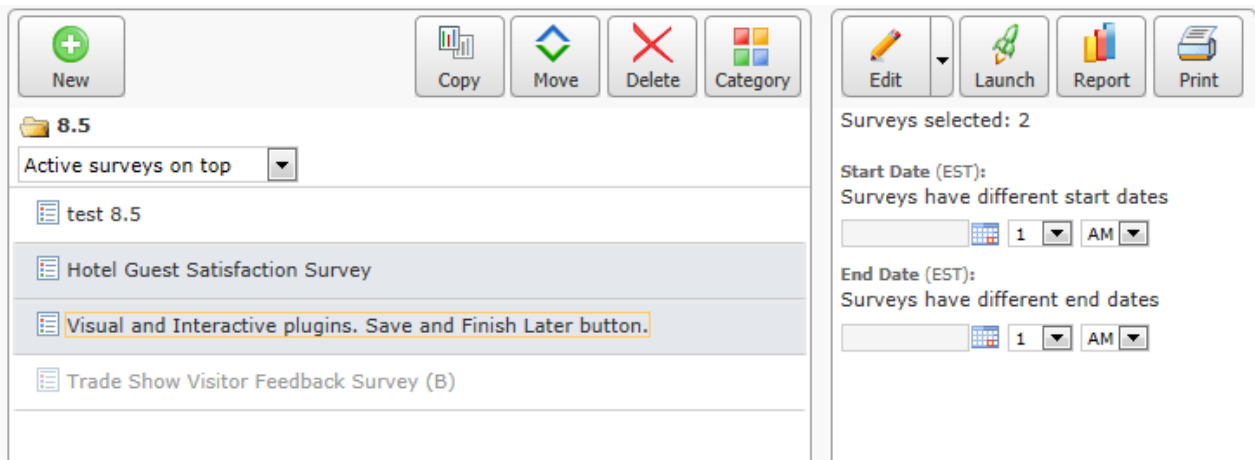
7

Please note, that once your survey is published to the Portal, the access to the survey via Master URL will be restricted to only those survey participants, who are logged on to the Portal

The survey is currently **not published** on Portal



- A new control function allows locking access to the form for selected contacts. Access can be locked and unlocked on the Manage Responses page.
- Autofilled information for incomplete responses can be updated without re-launching, by uploading a CSV file containing new data for the same email addresses, passwords or unique codes.
- Redesigned Launch page: more prominent options to publish to portal and mobile apps, a streamlined user interface.
- By default new forms and surveys will not have start and end dates, and will be available indefinitely.
- Upload Responses now supports the 3D Matrix question type.
- The start and end dates for multiple forms/surveys can be changed simultaneously:



Reports

- Report by respondent links generated before the release will not display questions that are hidden in the form/survey.
- Private report distribution can now be scheduled.
- New report setting to exclude hidden questions from the filter in the Summary report.
- WYSIWYG editor is now available for report items.

Tasks and Workflow

- Task settings now allow passing status and resolution into a form.
- Users can preview a list of tasks when importing a task list file.

Multi-Access accounts

- Permission that controls if data models are displayed in the sub user's account.



API

- RESTful API and SOAP API v8.1 to manage Contact Managers and Data Models.
- Users can set up password protected forms/surveys for contacts listed in the Contact Manager via API.
- Participant Portal functionality is available via API:
 - ✓ Publish to Participant Portal through the API.
 - ✓ Set up user login and password to the Portal.
 - ✓ Set up form activity dates.
 - ✓ Create filters in the Contact Manager when publishing a form on the Portal.
 - ✓ Set up Edit/Copy/Delete permissions for portal users via API.
 - ✓ Set up allow multiple responses permission via API.
- SOAP API is available for Object Lookup, Multiple Object Lookup and Upload file question types. Please note, if your API works with a structure of a form that contains those questions types you will need to update your code classes after the release.
- Ability to set/reset responses via the JavaScript API.
- Ability to select a value from the Object Lookup questions using the JavaScript API.

These improvements were included in the existing API version 8.1.

User management on self-host applications

- Administrators of self-host applications can change user's email addresses on the Edit User page.